


SECTION 1 – SAFETY PRECAUTIONS – READ BEFORE USING

 Protect yourself and others from injury—read, follow, and save these important safety precautions and operating instructions.


1-1. Symbol Usage

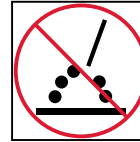
 Indicates a hazardous situation which, if not avoided, could result in death or serious injury. The possible hazards are shown in the adjoining symbols or explained in the text.

NOTICE – Indicates statements not related to personal injury.

 Indicates special instructions.


1-2. Welding Simulator Training System Hazards

 The symbols shown below are used throughout this manual to call attention to and identify possible hazards. When you see the symbol, watch out, and follow the related instructions to avoid the hazard.



HELMET does not protect user from arc welding hazards.

Do not use helmet for live arc welding. Use helmet only with simulator system.



READ INSTRUCTIONS.

- Read and follow all labels and the Owner's Manual carefully before installing, operating, or servicing unit. Read the safety information at the beginning of the manual and in each section.
- Use only genuine replacement parts from the manufacturer.
- Perform installation, maintenance, and service according to the Owner's Manuals, industry standards, and national, state, and local codes.
- Do not repair, modify, or disassemble the training system or use with parts or accessories not supplied by the manufacturer. Use only approved components and accessories from the manufacturer.
- Be sure all hardware is properly tightened.
- Do not use the training system until you are sure it is correctly assembled and working properly.
- Before each use, inspect the training system for damage and verify it is secure and installed properly.
- Use the training system only as specified in the manual.

1-3. California Proposition 65 Warnings

 **WARNING – Cancer and Reproductive Harm — www.P65Warnings.ca.gov.**